


Call Point Accessories

Surface Mounting Pattress Box



> Product Benefits

- Low Profile.
- Ideal for use in flying lead style installations requiring electrical connections made within the box.
- Available in the same colour options as the MCP range.
- Multiple fixing holes.



Product Overview

The call point pattress is a great deal more than an alternative to a surface mounting box although this is its primary purpose. It is essentially designed to accept installation cables that enter the device, without the use of bulky cable terminations.


For use with our MCP range of indoor call points, pattress model "PTR" is the nearest equivalent to box "SR" being provided with no terminals. Pattress "PTRE" is provided with the earth terminal.

Our Pattress boxes can also be supplied with terminals. For example model 'PTR3TE'. The "R" in the reference denotes the colour Red and the "3TE" denotes that it is provided with all available terminals; 3 general terminal assemblies plus the earth terminal.

For use with our MCP range of colour indoor call points, the pattress is manufactured in White - "PTW", Yellow - "PTY", Blue - "PTB" and Green - "PTG". If the earth terminal is required, an "E", example "PTWE", should be added to the reference.

Cable Entry

Locally thinned wall sections are provided, both in the top and the bottom of the pattress. The installer can easily cut these away to provide the required cable access. These thinned sections are designed to accept either one or two circular plastic sheathed cables of the order of 8mm diameter, but can easily be enlarged.



KAC

PATT
Rev. No. 2



Fixing Holes

Refer to fig1.

Holes 'A' are the principal wall fixing holes. They are so designed as to flex, so that on an uneven wall surface the pattress does not unduly distort.

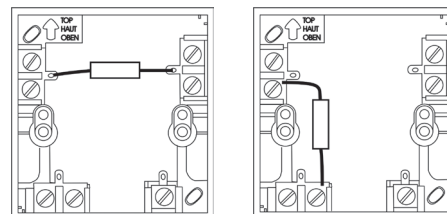
Holes 'B' are 4mm diameter at 60mm centres and therefore are compatible with many types of General Purpose Installation (GPI) boxes.

Holes 'C' are alternative fixing holes to holes 'A'. They lie outside the 60mm diameter box of France, therefore eliminating the need to use Grip Forks with this type of GPI box.

Providing Monitoring Resistors

Models PTR72 and PTRE72 have a "Factory Fitted" resistor, as illustrated.

Models PTR3T and PTR3TE are provided with terminal washers that enable a component, such as a resistor, to be fitted on site.



Construction

MATERIAL - Polycarbonate ABS blend .

TERMINALS - Each terminal will accept 2 solid conductors of maximum 2.5mm² cross sectional area in the manner required by BS5839: Part 2:1983.

For RoHS, WEEE & REACH information please see www.kac.co.uk

Dimensions

Refer to Figure 1

Call Point Fixing Screws

When a pattress is supplied complete with a call point appropriate length screws are provided.

When purchased separately a pattress includes M3.5 x 25mm fixing screws to fit the call point on surface installations. These must be retained for use when required. Using the 30mm long screws provided with flush call points will damage the pattress

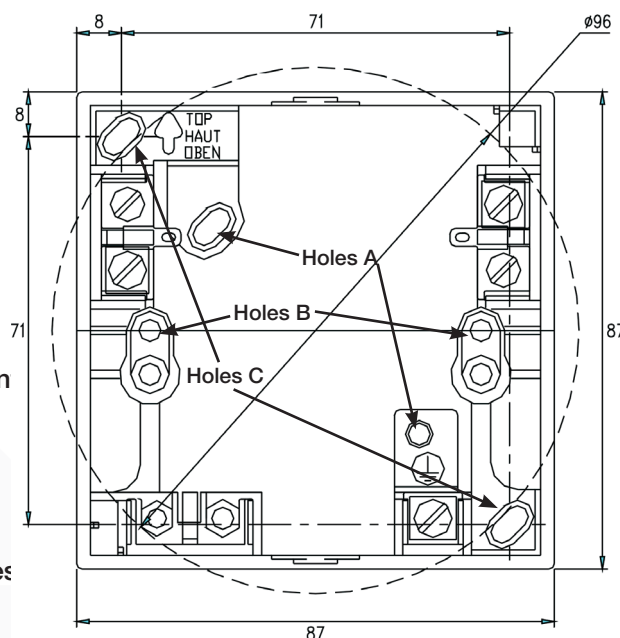


Figure 1



Ordering Information

Model	Description
PT*	Basic Pattress - no terminals
PT*E	As PT* + Earth Terminal
PT*2T	Pattress with 2 General Terminal Assemblies
PT*2TE	As PT*2T + Earth Terminal
PT*3T	Pattress with 3 General Terminal Assemblies
PT*3TE	As PT*3T + Earth Terminal
PT*72 + END CODE	Without Earth Terminal
PT*E72 + END CODE	With Earth Terminal

* - Denotes Colour, R=Red, G=Green, W=White, Y=Yellow, B=Blue.

> KAC Alarm Company Ltd

KAC House, Thornhill Road,
North Moons Moat, Redditch,
B98 9ND, United Kingdom
Tel: +44 (0) 1527 406655
Fax: +44 (0) 1527 406677
e-mail: marketing@kac.co.uk

