



## Overview

The purpose of this document is to provide guidance on the requirements of the above Standard to our customers and specifiers, so that the correct product may be chosen.

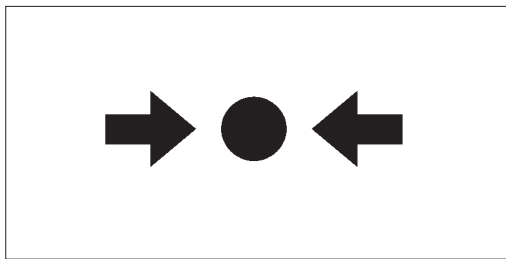


Fig:1a

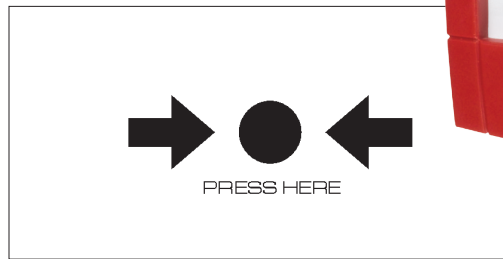



Fig: 1b



## Introduction

The latest European standard introduced for manual call points is EN54:11.

Before we discuss this standard, it is first important to identify the standard it replaced and then discuss the new EN54 standard and its impact and changes to the manual call point product.

The BS5839 Part 2: 1983 standard was taken out of circulation on 1st September 2003. However, in relation to call points it stipulated the following requirements for manual call points

- Manual call points must be red.
- Operation of the product must be by breaking a frangible element.
- Surface area of the front face of the manual call point must be 5000mm<sup>2</sup> minimum.
- The exposed area of the frangible element shall have an area of not less than 160mm<sup>2</sup>
- Function words 'fire – break glass' should be indicated on product. Variants of these words to suit local country language were also created.

Although the standard was removed in 2003, products already certified to this standard could still be manufactured for a further 3 years from the date the standard was removed. After this period the new EN54 standard was adopted.


When the new EN54:11 standard was introduced in 2003, there were a number of design changes that needed to be made by manufacturers to meet this new standard. These were:

## Call Point Type (Method of operation)

EN54-11 makes allowances for two types of call point operation; Type A - direct operation, or Type B - indirect operation. KAC manufactures a Type A call point, i.e. the only action required to operate it is to break the glass. Type B call points require a further action, pushing a button after the glass is broken.

Customers will be free to choose which type of operation they want to use, although it is anticipated that each country is likely to continue with the type that they have traditionally used.

The call point type, A or B, must be indicated on the product label and this will be found on the rear of KAC call points. This label will also indicate whether the product is for indoor or outdoor use.



## Call Point Colour

As with BS5839:Part 2:1983, a call point must be red in order to comply with EN54-11.

## Type of Operating Element

Traditionally, BS5839 Part 2:1983, the British Call Point Standard, stipulated that a frangible element (i.e. a break glass) should be used as the operating element for manual call points. This element should irreversibly fracture under pressure or impact. The introduction of EN54-11 brought about a change to the operating element by allowing a component that is glass or has the appearance of glass and which after receiving a blow or pressure as instructed is physically broken or visibly displaced. It further clarified that non re-settable is an element that needs to be replaced, whereas a re-settable can be returned to its original position without replacement.

It should be pointed out that this transition should move towards the EN54-11 markings becoming the standard across Europe, but it does not mean all operating elements will become re-settable, as both break glass and re-settable elements can still be used under this new standard.

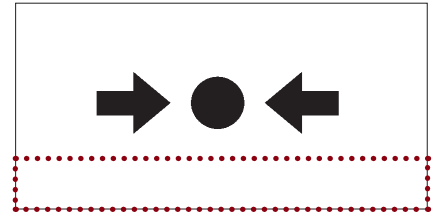


Fig:2



Fig:3

## Call Point Markings – Operating Element

The EN Standard requires that the frangible element must have black symbols on a white background. The Standard is quite specific about the style and proportions of the 'dot and arrows'. The Standard requires that they should not exceed 10% of the area of the operating face, (i.e. the frangible element), and therefore requests for variations will be carefully considered.

Corporate branding and other markings may be applied to the frangible element, but again it is restricted. The total area of any branding or corporate information must not exceed 5% of the area of the operating face and is restricted to the lower 25% of the area (see figure 2).

Call Point Markings – Function marking

The function marking must have the house flame symbol. Both the house flame symbol and any additional lettering must be white in colour (see figure 3).

## Lid branding

The Standard allows for corporate branding of front faces within certain limits. The total area for any marking must be less than 5% of the area of the front face, and below the horizontal centre line of the operating face.

## Hinged cover

A call point fitted with a hinged cover will still comply to EN54-11. The cover must have operator instructions, such as our standard marking of 'ARROWS'. A plain hinged cover will not comply.

## Led indication

An LED, such as in model MCP2A, is described as an additional indicating device and is intended to identify, from a distance of up to 2m, which call point has released the alarm. The use of an LED is not a substitute for the primary means of identifying that a call point has been activated, and therefore could not be used in conjunction with a universal operating element to create a resettable call point.

## Further information

The above information is intended as guidance only. For further information, please contact the Technical Department at KAC Alarm Company Limited.

For RoHS, WEEE & REACH information please see [www.kac.co.uk](http://www.kac.co.uk)

### > KAC Alarm Company Ltd

KAC House, Thornhill Road,  
North Moons Moat, Redditch,  
B98 9ND, United Kingdom  
Tel: +44 (0) 1527 406655  
Fax: +44 (0) 1527 406677  
e-mail: [marketing@kac.co.uk](mailto:marketing@kac.co.uk)

